

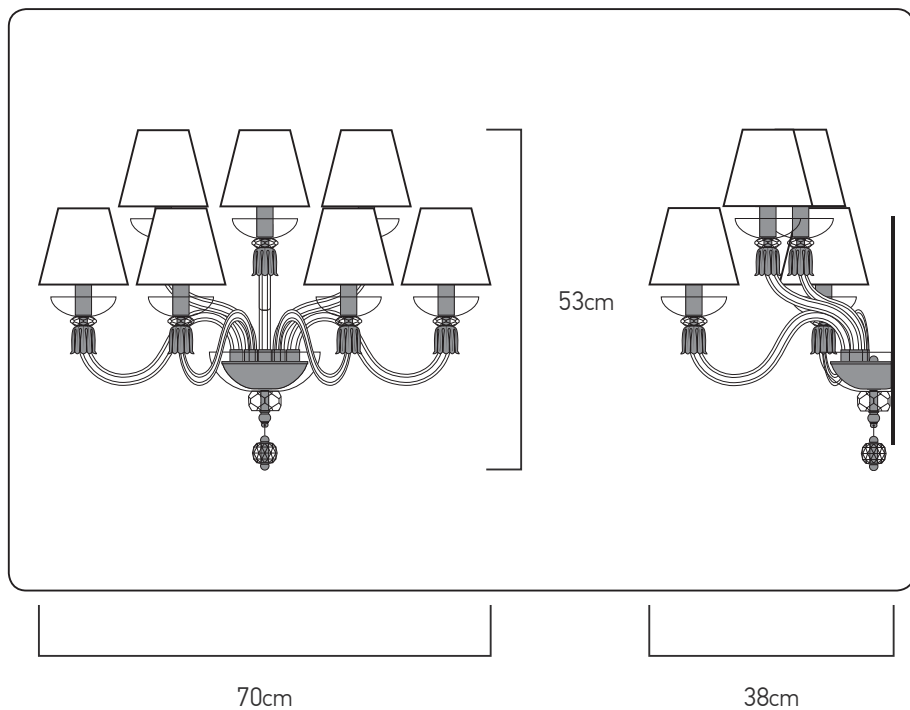


REINA

114\_AP\_7  
Assembly Instructions

# 5 STEPS

AP 7



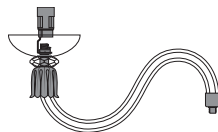
REINA AP 7

# parts\_components

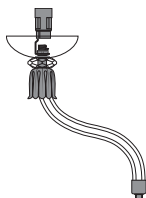
N°1 x 1



N°2 x 4



N°3 x 3



N°4 x 7



N°5 x 7



A x 1



reference

lamps

lamp Watt Max

A.C

114/AP 7

7 x E14

42 Watt

230V - 50Hz



ΗΜΕΡΟΜΗΝΙΑ ΕΛΕΓΧΟΥ  
TESTING DATE

..... / ..... / .....

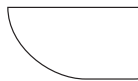

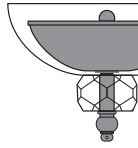
ΥΠΟΓΡΑΦΗ ΕΛΕΓΚΤΗ  
TEST OPERATOR

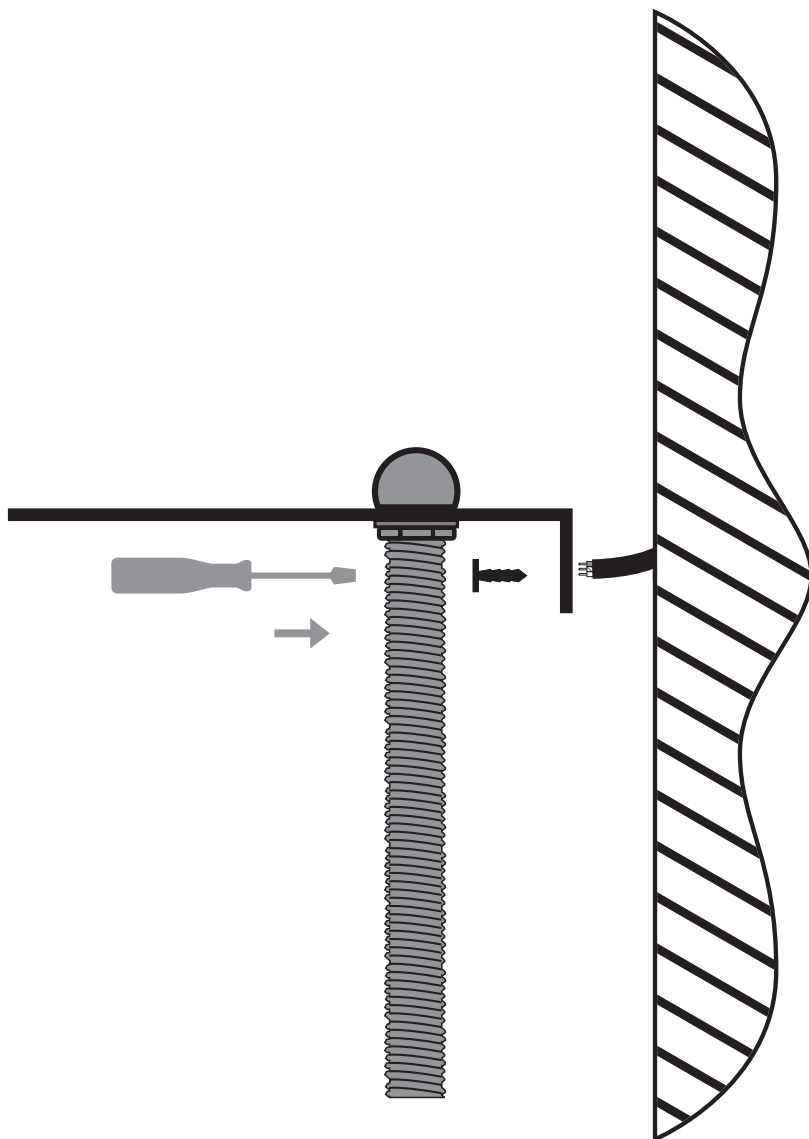


DO NOT ASSEMBLE ANY GLASS PARTS THAT PRESENT CRACKS OR ANY OTHER DAMAGED CAUSED BY CARRIAGE OR WRONG PLACEMENT. A CAREFUL CHECK IS SUGGESTED. CLEAN WITH SOFT CLOTH OR MILD RISING AGENT WITH LOW TEMPERATURE WATER.  
ΜΗ ΣΥΝΑΡΜΟΛΟΓΕΙΤΕ ΓΥΑΛΙΝΑ ΜΕΡΗ ΠΟΥ ΦΕΡΟΥΝ ΡΩΓΜΕΣ Ή ΑΛΛΕΣ ΖΗΜΙΕΣ ΑΠΟ ΜΕΤΑΦΟΡΑ Ή ΛΑΘΟΣ ΤΟΠΟΘΕΤΗΣΗ. ΚΑΘΑΡΙΣΤΕ ΜΕ ΜΑΛΛΑΚΟ ΠΑΝΙ Ή ΜΕ ΗΠΙΟ ΚΑΘΑΡΙΣΤΙΚΟ ΜΕ ΝΕΡΟ ΣΕ ΧΑΜΗΛΗ ΘΕΡΜΟΚΡΑΣΙΑ.

THIS DESIGN IS PROPERTY OF GRANDO LUCE AND IT IS FORBIDDEN TO COPY ANY PART OF THE DESIGN  
ΑΥΤΟ ΤΟ ΣΧΕΔΙΟ ΕΙΝΑΙ ΙΔΙΟΚΤΗΣΙΑ ΤΗΣ GRANDO LUCE ΚΑΙ ΑΠΑΓΟΡΕΥΕΤΑΙ ΑΥΣΤΗΡΩΣ Η ΑΝΤΙΓΡΑΦΗ ΟΛΟΥ Ή ΜΕΡΟΥΣ ΑΥΤΟΥ

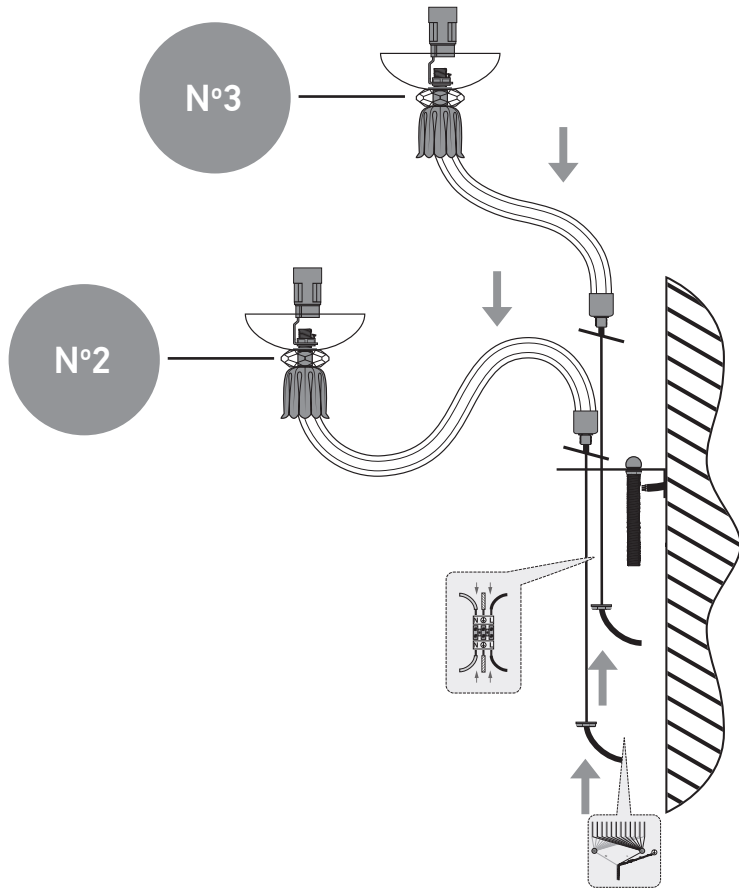
STEP\_1

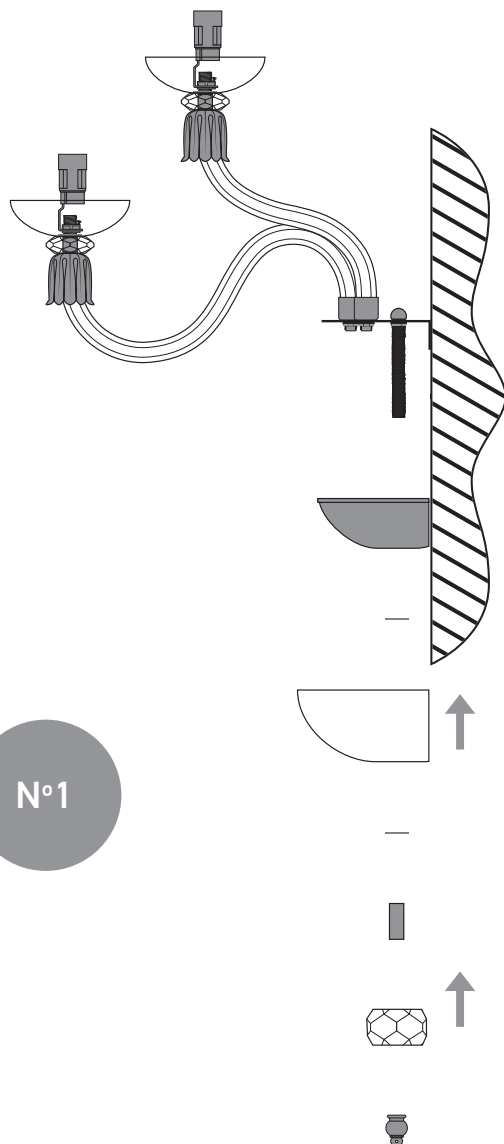




**WARNING:** fix the marked screws in the safety locking

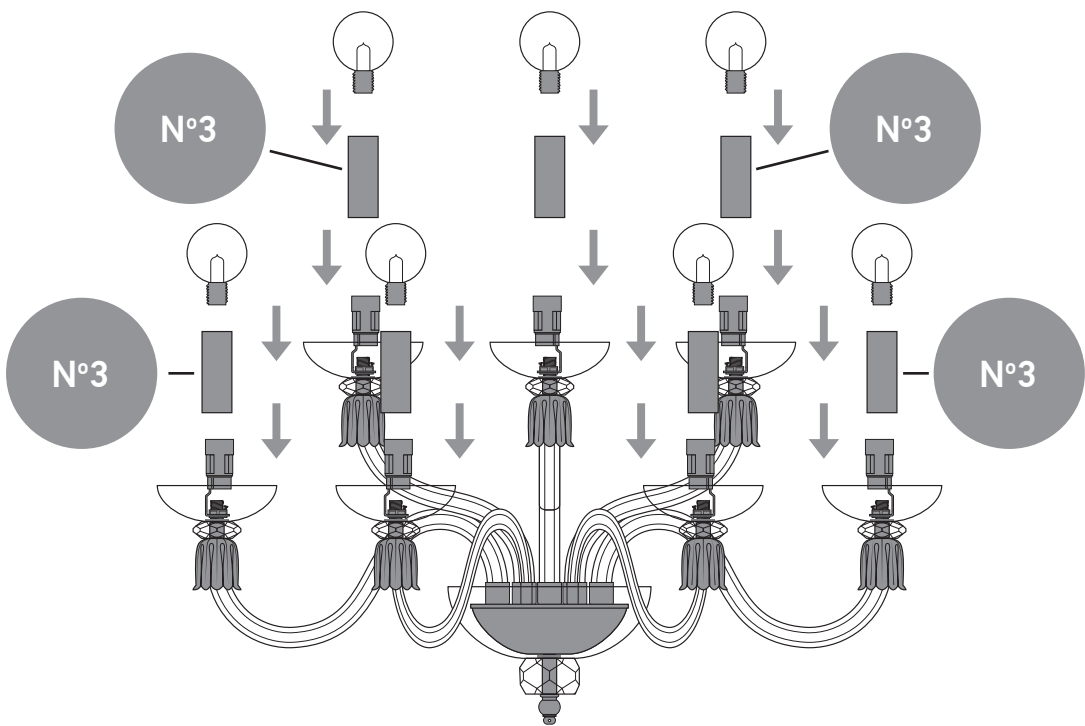
# STEP\_3





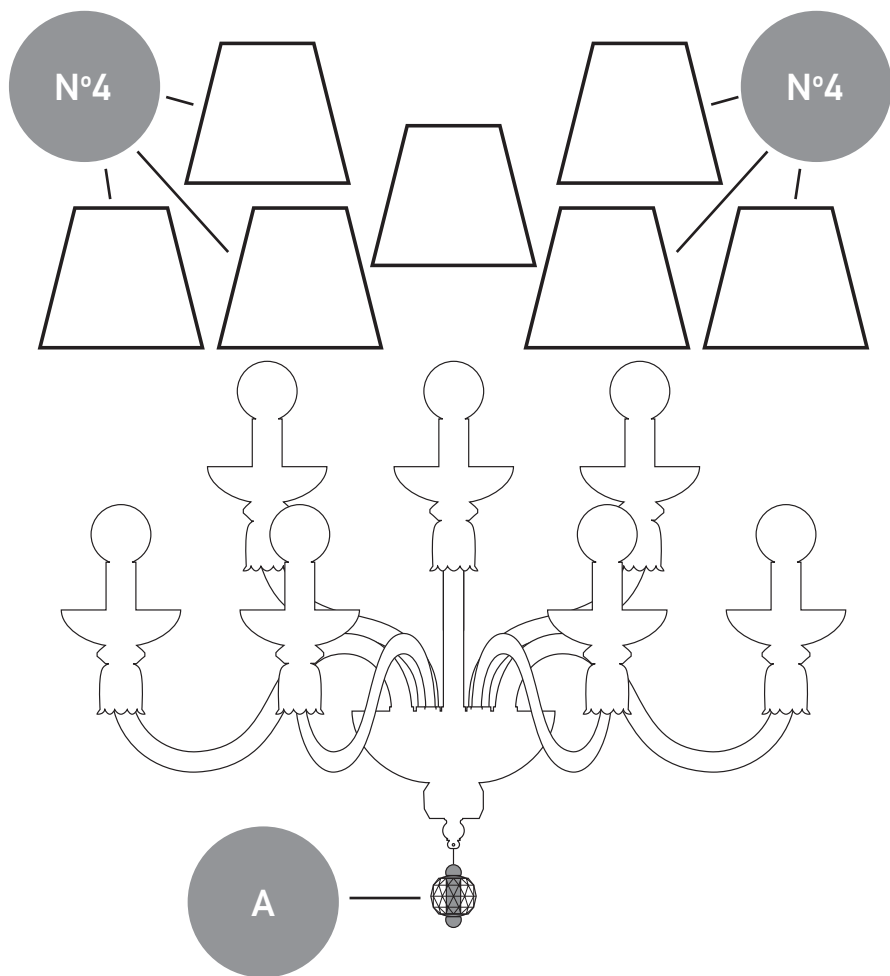
N°1

# STEP\_5





# DECORATION TRIMMINGS VIEW





**MADE IN  
GREECE**

11 Karditsis str, 42100

**T** +30 2431 0 76646

[info@grandoluce.com](mailto:info@grandoluce.com)

Trikala, Greece

**F** +30 2431 0 76696

[www.grandoluce.com](http://www.grandoluce.com)